


Supplies

- 1. New neckband
- 2. Mirror
- 3. Scissors



Detach the wide VELCRO® tab from neckband to separate into two pieces.



Place the two sections in front of you and detach the narrow VELCRO® fasteners from neckband.



Secure the neck flange while removing one side of the old neckband.



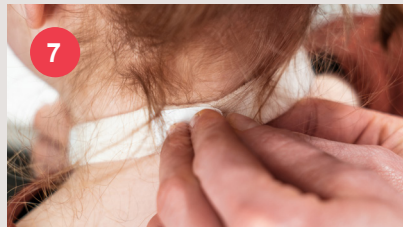
Take the short section and thread with the VELCRO® side facing out (smooth side against neck). Attach fastener to the neckband.



Secure the neck flange while removing the other side of the old neckband.



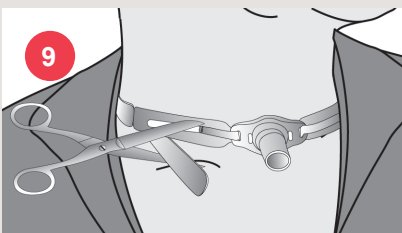
Take the long section and thread with the VELCRO® side facing out (smooth side against neck). Attach fastener to the neckband.



Attach the wide VELCRO® tab of the short section to the long section.



Insert two fingers under the neckband to ensure fit.



Trim excess neckband material with scissors, if needed.

Discard the old neckband.



[Watch video instructions here](#)

TIP #1

Changing the neckband may be easier with the help of another person until you become comfortable with the procedure. You can secure the neck flange while your helper removes the old neckband and applies new neckband per instructions or vice versa.

TIP #2

Once the old neckband is removed, it is important to assess the skin under the neckband before securing new neckband in place. Pressure induced trauma can occur if neckband is worn too tightly. Inspect skin for signs of infection, irritation, and skin breakdown.

TIP #3

Change neckband every 24 hours or more often as needed.

Head office:

Atos Medical AB
Hyllie Boulevard 17
SE-215 32 Malmo, Sweden
Tel: +46 (0) 415 198 00
Email: info@atosmedical.com

Manufacturer:

Atos Medical AB
Kraftgatan 8
SE-242 35 Hörby, Sweden

Manufacturer:

Tracoe Medical GmbH
Reichelsheimer Straße 1/3
55268 Nieder-Olm, Germany

© Coloplast A/S. All rights reserved. Atos and the Atos Medical logo are trademarks of Coloplast A/S.

The information contained in this material does not replace the Instructions for Use of the products demonstrated. You must see your physician, clinician, or qualified caregiver for advice on your condition and on products that may be appropriate for you.

MC3018-TcEN 202305

Atos

Breathing-Speaking-Living
atosmedical.com